

QUOTE FORM

Please fill out this form so that we can quickly provide you with a quotation for your order.

All dimensions in this form are in mm unless otherwise stated. Note that this form is not an exhaustive list of all product options available, and is designed to enable us to provide you with an accurate quotation quickly.

Customer information



First name	<input type="text"/>	Last name	<input type="text"/>
Company	<input type="text"/>	State	<input type="text"/>
Phone	<input type="text"/>	Email	<input type="text"/>
Client	<input type="text"/>	Industry	<input type="text"/>

Panel size

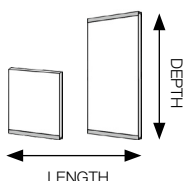


Panels are available in a range of standard sizes or custom sizes at 16mm thick

Depth

Length

Select from a range of standard sizes or enter in a custom size to suit your application. Overall size is inclusive of the LED extrusion and edge finish.



Sizing information:

- Panel width is the distance of light travel
- Panels can be up to 450mm deep with 1 light input and 800mm deep with 2 light inputs
- Panel length is length of the light input edge

Min dimension: 200mm
Max depth: 800mm
Max length: 1800mm

Edge finish



Standard

- White opaque
- Black opaque




Premium

- Brushed aluminium composite
- Translucent white acrylic (3mm)

Extrusion type



Extrusion profile

U  **H**  **F** 

Extrusion finish

- Natural anodised
- White power coat

LED type



- Picalux® white (5700k OSRAM)
- Adjustable white colour (3000K - 6500K)
- Adjustable full colour (RGB)

Connectivity



Power supply required:

Quantity

How many panels of this type do you require?

Please note any additional information about the job as required.