

Toilet/Shower Partition U-Fix Quote Form






Customer Name:	
Job Name:	
Delivery Address:	
Contact Name:	
Phone Number:	
Email Address:	

Customer Quote No.:	
Date Requested:	



Room Name:			
Male:	<input type="checkbox"/>	Female:	<input type="checkbox"/>

DRAWINGS MUST BE PROVIDED WITH EVERY QUOTE FORM. IT CAN BE ARCHITECTURAL OR HAND DRAWN PLANS. BEFORE ANY ORDER CAN BE PLACED, OVERALL SIZES, COLOUR, AND THIS QUOTE FORM COMPLETED HAVE TO BE SUBMITTED.

SYSTEM OF CUBICLE (SELECT ONE)

 <input type="checkbox"/>	 <input type="checkbox"/>	 <input type="checkbox"/>
BO - Blade Mounted, Overhead Braced	FO - Floor Mounted, Overhead Braced	PO - Pedestal Mounted, Overhead Braced



MATERIAL (SELECT ONE)

 <input type="checkbox"/>	 <input type="checkbox"/>
13mm Compact Laminate (Waterproof)	18mm Decorated Particle Board (Moisture Resistant)

COLOURS (FILL OUT BELOW)

Partition Colour:		Door Colour:	
-------------------	--	--------------	--

DOOR FURNITURE (SELECT ONE)


 <input type="checkbox"/>	 <input type="checkbox"/>
Option 1 - Metlam® Xcel series	Option 2 - Novas Pinnacle

ALUMINIUM FINISH (SELECT ONE)

<input type="checkbox"/> - Clear Anodised	<input type="checkbox"/> - Black Satin	<input type="checkbox"/> - White Satin
---	--	--

DOOR HINGES	DOOR SWING	DOOR RESTING POSITION
<input type="checkbox"/> - Right Hand <input type="checkbox"/> - Left Hand	<input type="checkbox"/> - Inwards <input type="checkbox"/> - Outwards	<input type="checkbox"/> - Open Assist <input type="checkbox"/> - Close Assist

NOTE: Handing is determined from the inside of the cubicle. Looking at the back of the door, a right hand kit has the hinge on the right hand side and a left hand kit has the hinge on the left hand side.

NUMBER OF CUBICLES	ARE THERE AMBULANT CUBICLES?	Modulux® Privacy Edging
	<input type="checkbox"/> - Yes <input type="checkbox"/> - No	<input type="checkbox"/> - Yes <input type="checkbox"/> - No
Additional Info:		

DRAWINGS MUST BE PROVIDED WITH EVERY QUOTE FORM. IT CAN BE ARCHITECTURAL OR HAND DRAWN PLANS. BEFORE ANY ORDER CAN BE PLACED, OVERALL SIZES, COLOUR, AND THIS QUOTE FORM COMPLETED HAVE TO BE SUBMITTED.

For quotes and orders please fax to 1300 739 656 or email to specials@lincolnsentry.com.au.
To speak to a Lincoln Sentry Sales Representative please call the National Customer Service Centre on 1300 551 919.