

PRODUCT DETAILS



TOILET CUBICLE – BLADE MOUNTED OVERHEAD BRACED (BO)



The BO is the blade mounted option in TPI's overhead-braced cubicle offering, renowned for strength, functionality and economy. As with pedestal-mounts, the BO design delivers the lowest cost for materials used.

Available as Supply & Install.

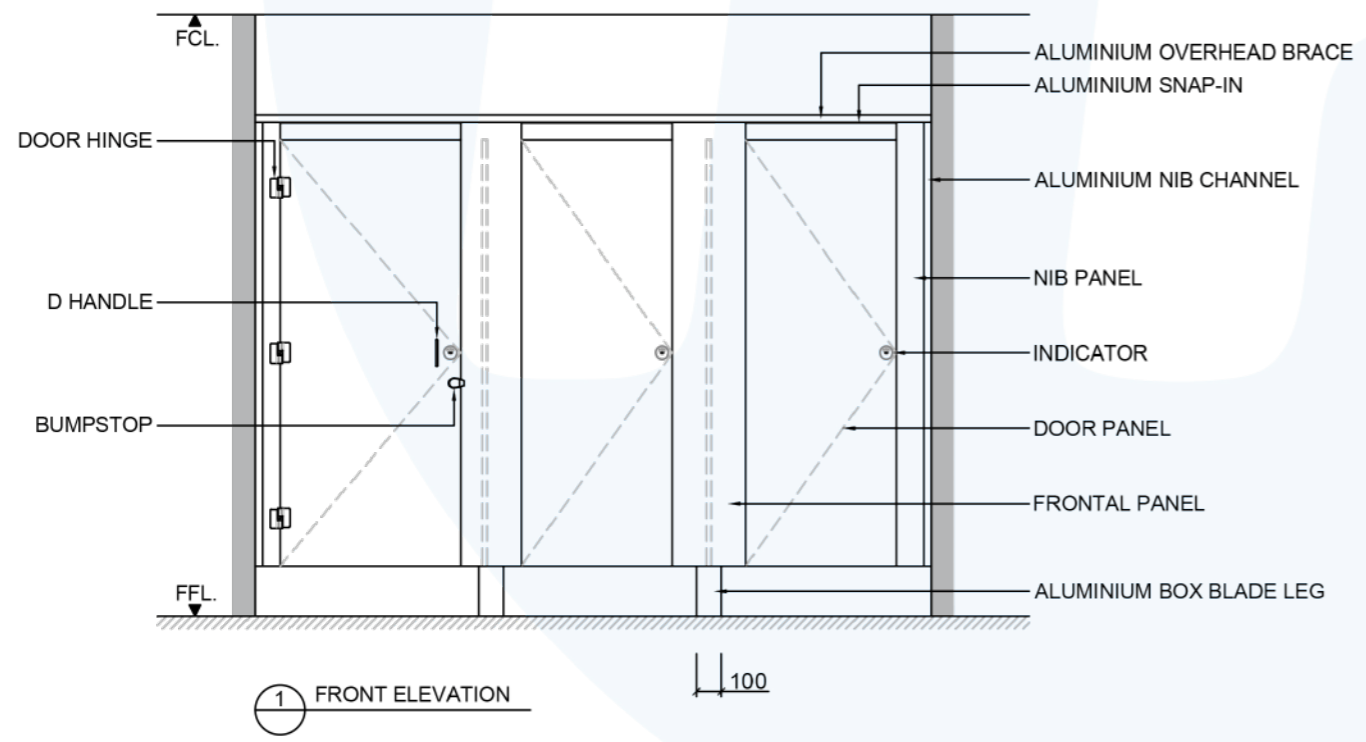
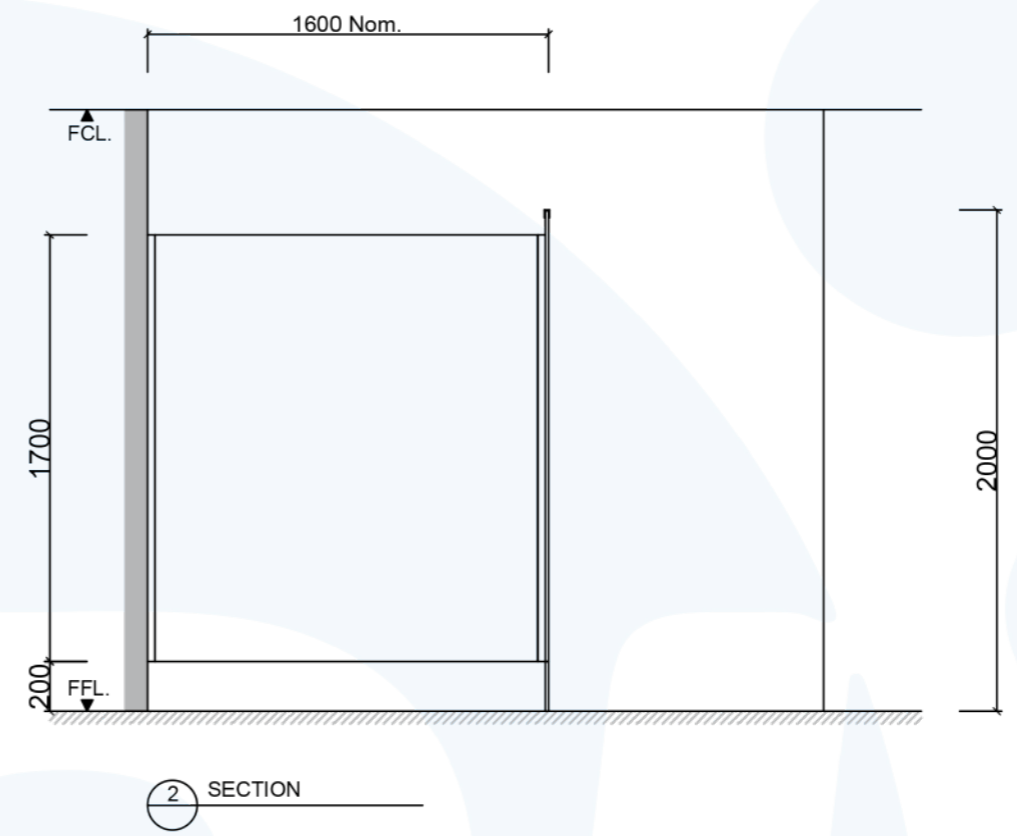
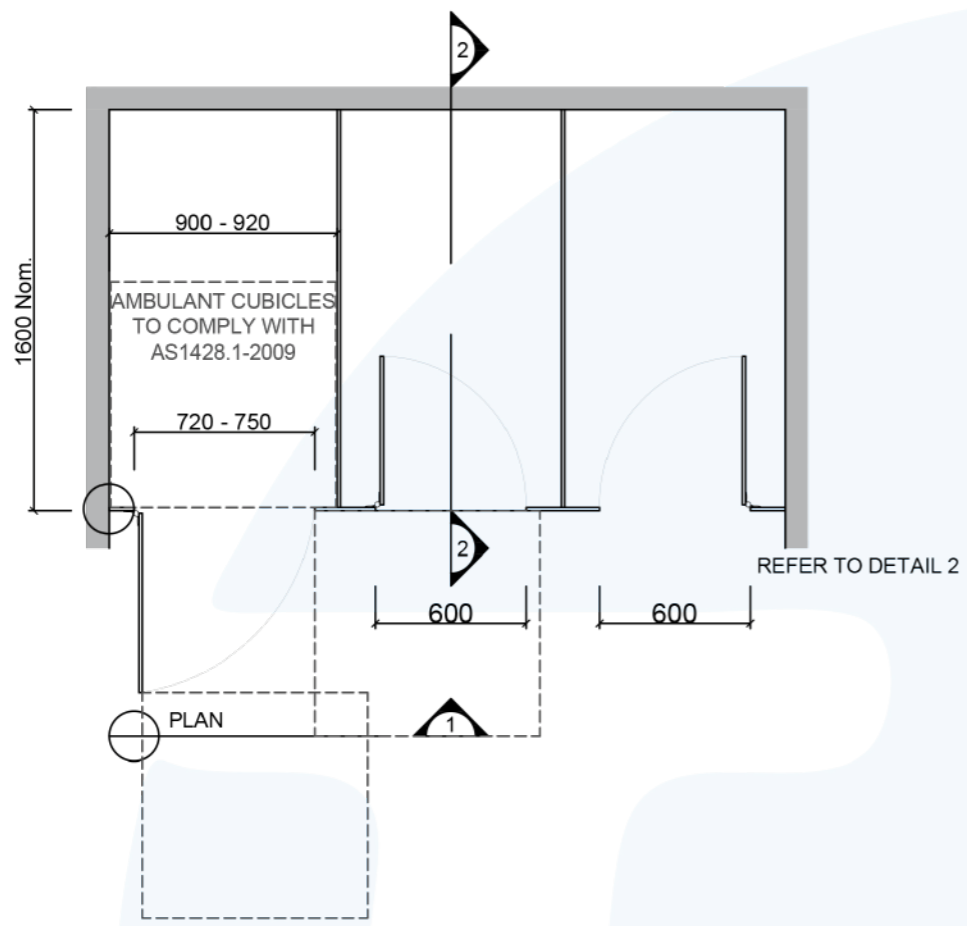
Available as Supply only.

How to Specify TPI's Recommended Configuration

TPI B013CL Blade Mounted Overhead Braced in 13mm Compact Laminate. With Modulux® Total Privacy Solution. Door Furniture to be Metlam® Xcel series. Aluminium to be Square Clear Anodised. Screw fixing.

Additional Information

Standard Dimensions	Height: 2000mm (standard) Depth: 1600mm nominal Frontal: 200mm minimum (w) for structural integrity Doors: 1700mm (h) x 595mm (w) – 600mm opening Ambulant Doors: 1700 (h) x 720-750mm (w) Floor Clearance: 200mm
Material Options	13mm Compact Laminate 18mm Laminated Board 32mm Laminated Board with 18mm divisions 18mm Timber Veneer 32mm Timber Veneer with 18mm divisions 12mm Laminated Acrylic (door only)
Privacy Edge (optional)	TPI's patented Modulux® Total Privacy Solution for the ultimate in cubicle privacy (available only in 13mm Compact Laminate and 12mm Laminated Acrylic doors).
Door Furniture	Metlam® Xcel series (standard) Metlam® Xcel series Black (optional) Novas Pinnacle (optional) Novas Ultima (optional) Metlam® 300 (optional) Allgood Modric (optional 32mm board only)
Aluminium Profile	Square Clear Anodised Square Powdercoated



SYSTEM

TPI-BO: BLADE MOUNTED & OVERHEAD BRACED

MATERIAL AVAILABILITY

- 13mm Compact Laminate
- 18mm Laminated MR MDF
- 18mm Timber Veneer
- 32mm Laminated MR MDF w/ 18mm Divisions
- 32mm Timber Veneer w/ 18mm Divisions

NOTES:

ALL FIXINGS SCREWS ARE 304 GRADE STAINLESS STEEL

NOT TO SCALE

ALL DIMENSIONS ARE IN MILLIMETRES. FIGURED DIMENSIONS ARE NOMINAL ONLY. DO NOT SCALE OFF DRAWING. THIS DESIGN IS COPYRIGHT AND MAY NOT BE USED WITHOUT THE WRITTEN PERMISSION OF THE DESIGNER

DRAWING

TPI-BO DESIGN

ISSUE / REVISION:	02
DWG NO.	
TPI-BO	
DATE DRAWN	10.5.16
DRAWN BY	PB
APPROVED BY:	

MGS

